

**THE CREATIVITY CENTRE INCORPORATED**

**A.B.N. 75 303 032 679**

**FINANCIAL REPORT  
FOR THE YEAR ENDED  
30TH JUNE 2008**

**THE CREATIVITY CENTRE INCORPORATED**

**A.B.N. 75 303 032 679**

**CONTENTS**

Auditors' Report

Declaration by Members of the Committee

Statement of Financial Performance

Statement of Financial Position

Notes to the Financial Statements

Disclaimer

Detailed Income & Expenditure Account

**THE CREATIVITY CENTRE INCORPORATED**  
**A.B.N. 75 303 032 679**  
**INDEPENDENT AUDIT REPORT TO THE MEMBER OF**  
**THE CREATIVITY CENTRE INCORPORATED**

**Report on the Financial Report**

We have audited the financial report of The Creativity Centre Incorporated for the financial year ended 30 June 2008.

**Committee's Responsibility for the Financial Report**

The association's committee are responsible for the financial report. We have conducted an independent audit of this financial report in order to express an opinion on it to the member of the association.

**Auditors' Responsibility**

Our audit has been conducted in accordance with Australian Auditing Standards to provide reasonable assurance whether the financial report is free of material misstatement. Our procedures included examination, on a test basis, of evidence supporting the amounts and other disclosures in the financial report, and the evaluation of accounting policies and significant accounting estimates. These procedures have been undertaken to form an opinion whether, in all material respects, the financial report is presented fairly in accordance with Accounting Standards and other mandatory professional reporting requirements in Australia and statutory requirements so as to present a view which is consistent with our understanding of the association's financial position and performance as represented by the results of its operations and its cash flows.


The audit opinion expressed in this report has been formed on the above basis.

**Audit Opinion**

In our opinion, the financial report of The Creativity Centre Incorporated presents fairly in all material respects the association's financial position as at 30 June 2008 and of its performance for the year then ended in accordance with the accounting policies in Note 1 to the financial statements.

Name of Firm            Rosenfeld Kant & Co

Name of Partner

  
\_\_\_\_\_  
Gary Williams

Address                 Sydney

Date                     4th September 2008

**THE CREATIVITY CENTRE INCORPORATED**


**A.B.N. 75 303 032 679**


**DECLARATION BY MEMBERS OF THE COMMITTEE**

In the opinion of the Committee of the association:

1. (a) The financial statements and notes give a true and fair view of the association's financial position as at 30th June, 2008 and of its performance for the year ended on that date;and
- (b) The financial statements and notes comply with Accounting Standards as detailed in note 1 to the financial statements.
2. At the date of this statement, there are reasonable grounds to believe that the association will be able to pay its debts as and when they fall due.

This statement is made in accordance with a resolution of the Committee and is signed for and on behalf of the Committee by:

President.....  
Randall Ingber

Treasurer.....  
Brian Barnett

Dated 4th September 2008

**THE CREATIVITY CENTRE INCORPORATED**  
**A.B.N. 75 303 032 679**  
**STATEMENT OF FINANCIAL PERFORMANCE**  
**FOR THE YEAR ENDED 30TH JUNE 2008**

	NOTE	2008 \$	2007 \$
Revenues from Ordinary Activities	2	2,893,730	2,574,310
Employee Benefits Expense		(2,129,625)	(1,897,360)
Depreciation and Amortisation Expenses	3	(50,955)	(68,811)
Other Expenses from Ordinary Activities		<u>(535,455)</u>	<u>(608,336)</u>
Surplus from Ordinary Activities Before Income Tax Expense	3	177,695	(197)
Income Tax Expense Relating to Ordinary Activities		<u>-</u>	<u>-</u>
Net Profit from Ordinary Activities after Income Tax Expense Attributable to Members of the Association	11	<u>177,695</u>	<u>(197)</u>
Total Changes in Equity		<u>177,695</u>	<u>(197)</u>

**THE CREATIVITY CENTRE INCORPORATED**  
**A.B.N. 75 303 032 679**  
**STATEMENT OF FINANCIAL POSITION**  
**AS AT 30TH JUNE 2008**

	NOTE	2008 \$	2007 \$
<b>CURRENT ASSETS</b>			
Cash	4	754,245	736,946
Receivables	5	3,278	25,530
Other	7	15,455	-
<b>TOTAL CURRENT ASSETS</b>		<u>772,978</u>	<u>762,476</u>
<b>NON-CURRENT ASSETS</b>			
Property, Plant and Equipment	6	338,237	112,786
<b>TOTAL NON-CURRENT ASSETS</b>		<u>338,237</u>	<u>112,786</u>
<b>TOTAL ASSETS</b>		<u>1,111,215</u>	<u>875,262</u>
<b>CURRENT LIABILITIES</b>			
Payables	8	173,590	146,706
Provisions	9	175,879	170,885
Other	12	176,993	191,231
<b>TOTAL CURRENT LIABILITIES</b>		<u>526,462</u>	<u>508,822</u>
<b>TOTAL LIABILITIES</b>		<u>526,462</u>	<u>508,822</u>
<b>NET ASSETS</b>		<u>584,753</u>	<u>366,440</u>
<b>EQUITY</b>			
Reserves	10	352,737	127,286
Accumulated Profit	11	232,016	239,154
<b>TOTAL EQUITY</b>		<u>584,753</u>	<u>366,440</u>

**THE CREATIVITY CENTRE INCORPORATED**  
**A.B.N. 75 303 032 679**  
**NOTES TO AND FORMING PART OF THE FINANCIAL STATEMENTS**

**NOTE 1 - Statement of Accounting Policies**

The accounts have been prepared in accordance with Statements of Accounting Concepts and Standards issued by the Australian professional accounting bodies and the requirements of the Associations Incorporation Act (NSW).

The accounts have been prepared in accordance with the historical cost convention. The accounting policies adopted are consistent with those of the previous year.

The following is a summary of the significant accounting policies adopted by the Company in the preparation of the accounts:

**Income Tax**

The association is exempt from lodging income tax returns. Accordingly, no income tax expense has been included in the accounts.

**Depreciation of Plant & Equipment**

The depreciable amount of all fixed assets are depreciated over their useful lives commencing from the time the asset is held ready for use.

**Employee Benefits**

The amounts expected to be paid to employees for their pro-rata entitlement to long service, annual and sick leave are accrued annually at current pay rates having regard to experience of employees' departures and period of service.

**Industry and Geographical Segments**

The Association's activities are Respite Care in Australia.

	<b>2008</b>	<b>2007</b>
	<b>\$</b>	<b>\$</b>
<b>NOTE 2 - REVENUE</b>		
<b>Operating Activities</b>		
Interest	52,233	36,826
Rendering of Service	2,769,661	2,534,026
Other	52,240	3,458
<b>TOTAL REVENUE</b>	<b>2,874,134</b>	<b>2,574,310</b>
<b>Interest from:</b>		
Other Persons	52,234	36,826

**THE CREATIVITY CENTRE INCORPORATED**  
**A.B.N. 75 303 032 679**  
**NOTES TO AND FORMING PART OF THE FINANCIAL STATEMENTS**

	<b>2008</b>	<b>2007</b>
	<b>\$</b>	<b>\$</b>
<b>NOTE 3 - PROFIT FROM ORDINARY ACTIVITIES</b>		
<b>Profit from ordinary activities before income tax expense has been determined after:</b>		
<b>Expenses</b>		
<b>Depreciation of non-current assets</b>		
Equipment, furniture & fittings	32,007	68,812
Motor Vehicle	18,948	-
<b>Bad Debts</b>		
<b>Corporations to Recoverable Amount</b>		
Bad debts written off	1,198	1,130
<b>Remuneration of Auditor</b>		
Audit or Review		
Related Practices of the Auditor	8,200	8,020
<b>Revenue &amp; net gains</b>		
<b>Property, Plant and Equipment</b>		
<b>Revenue and Net Gains</b>		
<b>Property, Plant and Equipment</b>		
Net Gain on Disposal of Property, Plant and Equipment	19,596	-
<b>NOTE 4 - CASH</b>		
Cash at Bank	754,245	736,946
<b>NOTE 5 - RECEIVABLES</b>		
<b>Current</b>		
Other Debtors	3,279	25,530

**THE CREATIVITY CENTRE INCORPORATED**  
**A.B.N. 75 303 032 679**  
**NOTES TO AND FORMING PART OF THE FINANCIAL STATEMENTS**

	2008	2007
	\$	\$
<b>NOTE 6 -PROPERTY PLANT AND EQUIPMENT</b>		
Equipment & Furniture	229,811	106,033
Less Accumulated Depreciation	59,152	44,993
	<u>170,659</u>	<u>61,040</u>
Motor Vehicles	266,936	257,511
Less: Accumulated depreciation	99,358	206,439
	<u>167,578</u>	<u>51,072</u>
Leasehold Improvements	-	33,785
Less: Accumulated depreciation	-	33,111
	<u>-</u>	<u>674</u>
	<u>338,237</u>	<u>112,786</u>
<b>NOTE 7 - OTHER ASSETS</b>		
<b>Current</b>		
Prepayments	<u>15,455</u>	<u>-</u>
<b>NOTE 8 - PAYABLES</b>		
<b>Current</b>		
Superannuation & PAYG		
Withholding Payable	38,520	46,496
Other creditors and accruals	92,431	45,613
GST Payable	42,639	54,596
	<u>173,590</u>	<u>146,705</u>
<b>NOTE 9 - PROVISIONS</b>		
<b>Current</b>		
Provision for Holiday Pay	63,100	75,562
Provision for Sick Pay	34,381	43,725
Provision for long service leave	78,398	51,599
	<u>175,879</u>	<u>170,886</u>
Aggregate Employee Entitlement Liability	<u>175,879</u>	<u>170,885</u>

**THE CREATIVITY CENTRE INCORPORATED**  
**A.B.N. 75 303 032 679**  
**NOTES TO AND FORMING PART OF THE FINANCIAL STATEMENTS**

	2008 \$	2007 \$
<b>NOTE 10 - RESERVES</b>		
General Reserve	<u>352,737</u>	<u>127,286</u>
<b>Movements during the year</b>		
<b>General Reserve</b>		
Opening Balance	127,286	155,840
Equipment Depreciation	<u>225,451</u>	<u>(28,554)</u>
Closing Balance	<u>352,737</u>	<u>127,286</u>
<b>NOTE 11 - RETAINED SURPLUS</b>		
Retained Surplus at the Beginning of the Financial Year	239,154	240,237
Net Surplus Attributable to Members of the Association	177,694	(197)
<b>Transfer to Reserves</b>		
Transfers from reserves	<u>(184,832)</u>	<u>(886)</u>
Retained Surplus at the End of the Financial Year	<u>232,016</u>	<u>239,154</u>
<b>NOTE 12 - Other</b>		
Grants in Advance	<u>176,993</u>	<u>191,231</u>

**THE CREATIVITY CENTRE INCORPORATED**

**A.B.N. 75 303 032 679**

**PRIVATE INFORMATION FOR THE COMMITTEE  
ON THE 2008 FINANCIAL ACCOUNTS**

**Detailed Statement of Income and Expenditure**

**DISCLAIMER**

The additional financial data presented in the following pages is in accordance with the books and records of The Creativity Centre Incorporated ('our client') which have been subjected to the auditing procedures applied in our statutory audit of the association for the year ended 30th June 2008. It will be appreciated that our statutory audit did not cover all details of the additional financial data. Accordingly, we do not express an opinion on such financial data and no warranty of accuracy or reliability is given. Neither the firm nor any member or employee of the firm undertakes responsibility in any way whatsoever to any person (other than our client) in respect of such data, including any errors or omissions therein however caused.



Rosenfeld Kant & Co  
Chartered Accountants

Gary Williams

Dated at Sydney on 4th September 2008

**THE CREATIVITY CENTRE INCORPORATED**  
**A.B.N. 75 303 032 679**  
**DETAILED INCOME AND EXPENDITURE ACCOUNT**  
**FOR THE YEAR ENDED 30TH JUNE 2008**

	NOTE	2008 \$	2007 \$
<b>INCOME</b>			
Grants Received		2,707,328	2,484,533
Agency contributions		23,794	25,518
Donations		9,321	3,363
Training Fees		700	2,280
User Contributions		37,839	21,696
Interest Received		52,234	36,825
Profit on sale of property, plant and equipment		19,596	-
Insurance Refund			
2007 Workers Compensation		42,918	95
		<hr/>	<hr/>
<b>TOTAL INCOME</b>		<b>2,893,730</b>	<b>2,574,310</b>
<b>EXPENDITURE</b>			
Accountancy fees		480	7,050
Advertising		3,526	3,335
Auditors' Remuneration		8,200	8,020
Bad debts written off		1,198	1,130
Bank Charges		2,146	2,639
Camp, Centre Fees & Programme costs		139,268	91,647
Cleaning		4,129	4,215
Consultancy Fees		26,383	1,363
Computer Software		1,225	6,775
Computer Maintenance		11,419	8,069
Depreciation - Equipment, Furniture & Fittings		32,007	68,811
Depreciation - Motor Vehicles		18,948	-
Electricity		4,970	4,585
Food,Catering and Staff Amenities		8,976	8,355
Internet Fees		2,590	2,439
Insurance		85,579	143,493
Legal costs		-	62
Materials & Resources		881	3,357
Motor vehicle expenses		38,191	20,755
Payroll service charge		10,115	10,335
Postage		5,819	5,339
Printing & Stationery		14,114	14,688
Provision for Employee Entitlements		4,993	65,673
Rent		94,632	98,268
Repairs & Maintenance		5,583	27,480
Staff Training - OHS & Staff Development		35,907	46,846
Subscriptions		5,019	4,035
Superannuation Contributions		156,352	145,486

**THE CREATIVITY CENTRE INCORPORATED**  
**A.B.N. 75 303 032 679**  
**DETAILED INCOME AND EXPENDITURE ACCOUNT**  
**FOR THE YEAR ENDED 30TH JUNE 2008**

	NOTE	2008 \$	2007 \$
Telephone		15,312	17,051
Travelling Expenses		17,506	14,107
Wages		1,960,568	1,739,099
		<hr/>	<hr/>
TOTAL EXPENDITURE		2,716,036	2,574,507
		<hr/>	<hr/>
OPERATING SURPLUS (DEFICIT)		177,694	(197)
		<hr/>	<hr/>